

Liberty Pumps™

2448LSG

Simplex Grinder Package

Factory Assembled

24" x 48"

Fiberglass Basin

2 hp. Grinder Pump

1-1/4" Discharge

**GR20 Guide
Rail Assembly**

Features:

- Integral ball check valve
- Pre-mounted floats for pump control and alarm
- 4" caulking-type inlet hub
- Galvanized guide rail pipe (stainless optional)
- Factory pre-assembled guide rail system
- Factory pre-assembled schedule 80 PVC discharge piping with ball valve
- Fiberglass basin with anti-flotation collar
- Structural foam cover in green or black (steel optional)
- All stainless steel supports and brackets pre-mounted
- ALM-2W 115V, (indoor/outdoor) alarm
 - NEMA 4X junction box for electrical connections
- Stainless steel chain for pump lift-out



System includes ALM-2W (pictured above) and JB230 wiring box



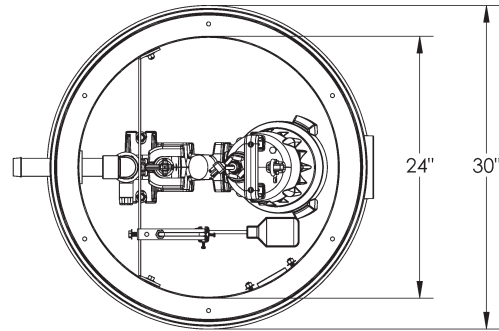
innovate. evolve.

2448LSG

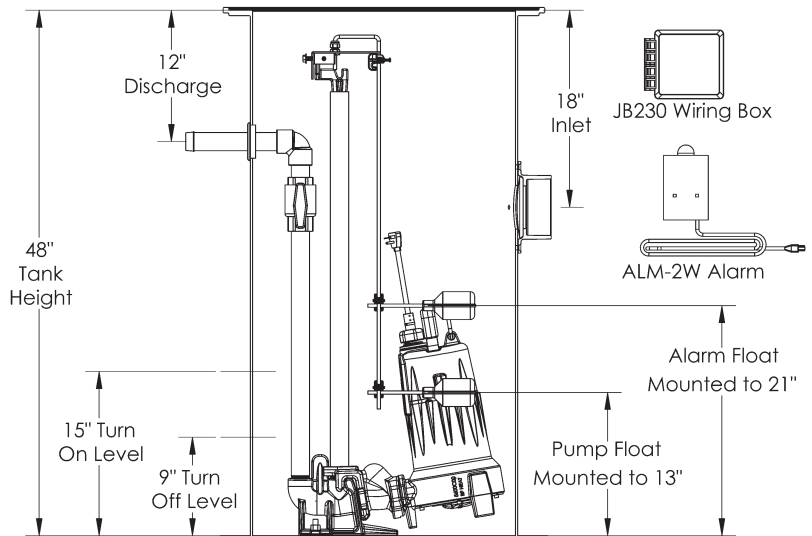
Specifications

Dimensional Data:
Complete System Weight: 220 lbs.

Top View



Side View



Model LSG202A Grinder Pump

- 2 hp., 208-230V, 1 Phase, 60 Hz, 15 Amps, 3450 RPM
 - Discharge 1 1/4"
 - Cable length 25'
- (See LSG200-Series literature for complete pump specifications.
3-Phase available. Consult Factory.)

Alarm ALM-2W

- Indoor/Outdoor type 3R
- 115 volt
- Red beacon
- 82 db horn
- Test/Silence Switch

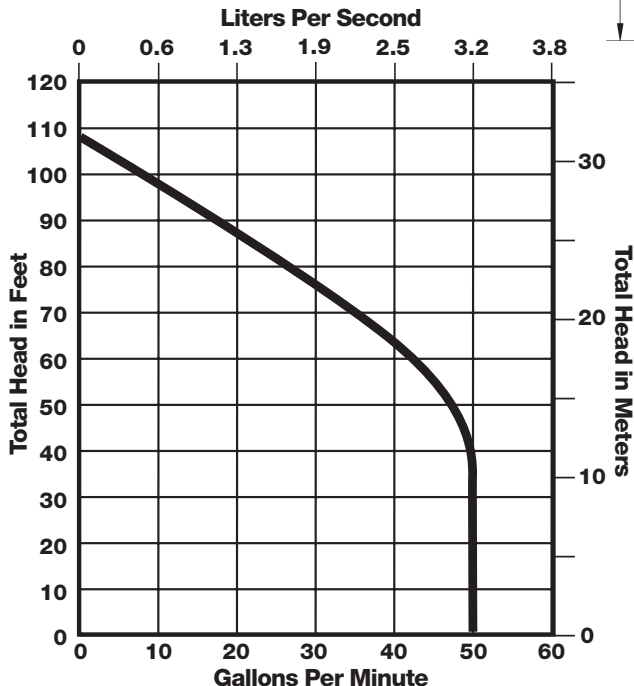
JB230 Junction Box

- NEMA 4X enclosure
- 20 amp, 6-20 R receptacle
- Terminal strip for use with alarm
- Liquid/Gas tight cable seal
- UL Listed

Customized Systems:

Liberty offers many options to the base 2448LSG package, as well as other engineered pump systems. Consult factory for information on customized systems.

Performance Curve: LSG202



Total Capacity: 94 Gallons
Capacity Per Pump Cycle: 12 Gallons
Pumps Shipped Separately



Specifications are subject to change without notice.